

Flow-Tek

A Subsidiary of BRAY INTERNATIONAL, Inc.

2 Piece Full Port Ball Valves, 1/4" - 3" High Pressure Applications



Petro Series

Model S3000
Model SW3000

Flow-Tek's Petro Series ball valves have been designed to meet the high pressure needs of petrochemical, hydraulics and industrial applications. High quality Forged Stainless Steel and Carbon Steel bodies are standard. Carbon Steel bodies are nickel plated for excellent corrosion resistance.

Fire Safe - Certified to BS 6755 Part 2
Petro Series valves have been fire tested and comply with these standards.

All seats are preloaded during assembly to ensure proper seating at low pressures. Live-loaded, self-adjusting stem seals automatically adjust for changes in temperature and stem seal wear. Other features of the Petro Series include replaceable seats and seals, internally loaded blow-out proof stems, and extended end connections for weld in place requirements.

Pressure Ratings:
3000 Models: 3000 psi WOG
Model RS6000: 6000 psi WOG

End Connections:
Threaded - Model S3000
Model RS6000
Socket Weld - Model SW3000

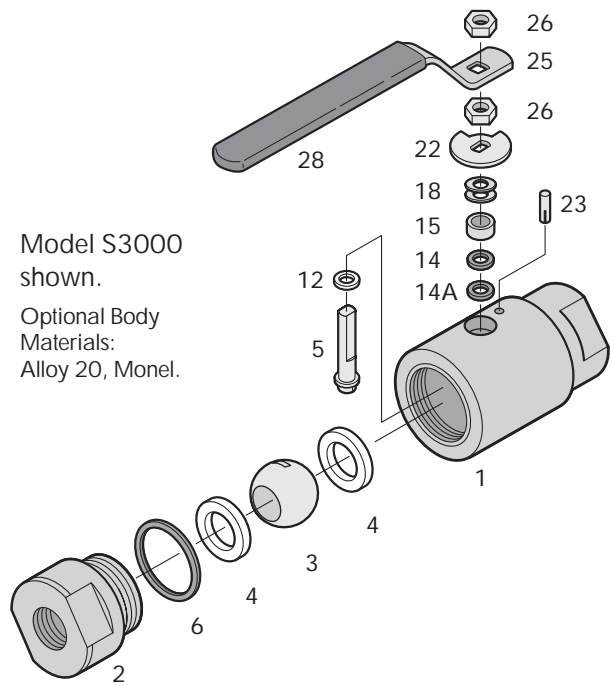
Body Materials:
Forged Stainless Steel
Carbon Steel - Nickel Plated
Optional Special Materials



Technical Data

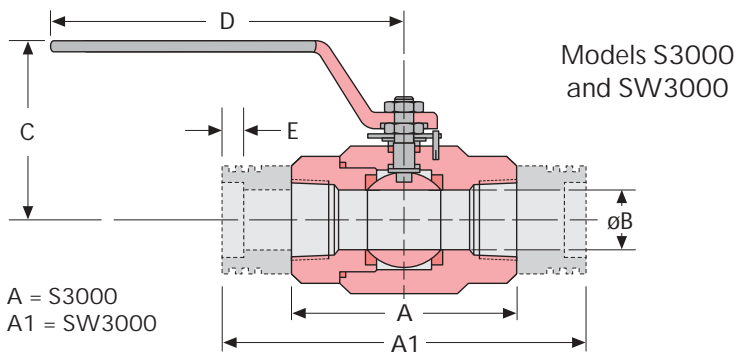
Components & Materials

Item	Name	Carbon Steel	Forged Stainless Steel	Qty.
1	Body	ASTM A105	ASTM A182 F316	1
2	End Cap	ASTM A105	ASTM A182 F316	1
3	Ball	ASTM A182 F316	ASTM A182 F316	1
4	Seat	Delrin	Delrin	2
5	Stem	ASTM A182 F316	ASTM A182 F316	1
6	Body Seal	Graphite	Graphite	1
12	Thrust Washer	RPTFE	RPTFE	1
14	Stem Packing	Graphite	Graphite	1
14A	Stem Seal	Viton	Viton	1
15	Packing Follower	Stainless Steel	Stainless Steel	1
18	Spring Washers	50CrV4	Stainless Steel	2
22	Travel Stop Plate	Carbon Steel	Stainless Steel	1
23	Travel Stop Pin	Carbon Steel	Stainless Steel	1
25	Handle	Carbon Steel	Stainless Steel	1
26	Stem Nut	Carbon Steel	SS304	2
28	Handle Sleeve	Plastic	Plastic	1



Model S3000 shown.

Optional Body Materials:
Alloy 20, Monel.



Models S3000 & SW3000 Dimensions							C _v	Torque	Weight
Size In. mm	A	A1	øB	C	D	E	90°	in.-lbs. Nm	lbs. kg.
1/4-3/8 6-10	2.64 67	5.122 130	0.39 10	2.83 72	5.83 148	0.749 19	7	125 14.1	1.32 0.6
1/2 15	2.64 67	5.122 130	0.59 15	2.83 72	5.83 148	0.749 19	13	133 15.0	1.32 0.6
3/4 20	2.95 75	5.516 140	0.79 20	2.95 75	5.83 148	0.749 19	32	200 22.5	1.76 0.8
1 25	3.54 90	5.989 152	0.98 25	3.35 85	7.09 180	1.024 26	60	330 37.3	3.75 1.6
1 1/4 32	4.13 105	6.501 165	1.18 30	3.74 95	7.09 180	1.024 26	106	650 73.5	4.41 2.0
1 1/2 40	4.72 120	7.013 178	1.50 38	3.94 100	9.45 240	1.024 26	185	750 84.8	8.82 4.0
2 50	5.31 135	7.525 191	1.89 48	4.13 105	9.45 240	1.024 26	305	890 100.6	9.92 4.5
2 1/2 65	6.10 155	8.510 216	2.56 65	4.53 115	11.02 280	1.261 32	400	1220 137.9	11.0 5.0
3 75	7.48 190	11.15 283	3.15 80	5.12 130	14.96 380	1.261 32	620	2080 235.0	28.7 12.7

Consult factory for RS6000 dimensions.

Torque at maximum rated pressure, clean water.

Specifications

All Petro Series valves comply with the following standards:


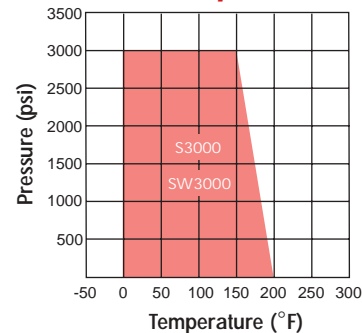
- NPT Threaded Ends: ANSI B1.20.1
- Socket Weld Ends: ANSI B6.11
- Fire Safe testing BS 6755 Part 2
- NACE MR0175
- ISO 9001

Testing

All valves are factory tested as listed below in the Open and Closed position for bubble tight integrity.

Shell: S3000 4,500 psig
Seat: S3000 3,000 psig

Pressure/Temperature



Flow-Tek

A Subsidiary of BRAY INTERNATIONAL, Inc.
11850 Tanner Road Houston, Texas 77041
832.912.2300 Fax: 832.912.2301
www.flow-tek.com

All statements, technical information, and recommendations in this bulletin are for general use only. Consult Flow-Tek representatives or factory for the specific requirements and material selection for your intended application. The right to change or modify product design or product without prior notice is reserved.